



USAID
FROM THE AMERICAN PEOPLE



Practice with Screening & Getting started with the on-line IEE Assistant


GEMS Environmental Compliance-ESDM Training Series
Africa-Asia-Latin America-Middle East 2012-2013

About this session



In this session:

**we practice Reg. 216
screening using the
step-by-step
guidance and linked
resources in the on-
line *IEE Assistant***



**[www.encapafrika.org/
assistant.htm](http://www.encapafrika.org/assistant.htm)**

[and on your flashdrive]

IEE Assistant: Overview

The Assistant organizes the Reg 216 documentation process into 6 basic steps:

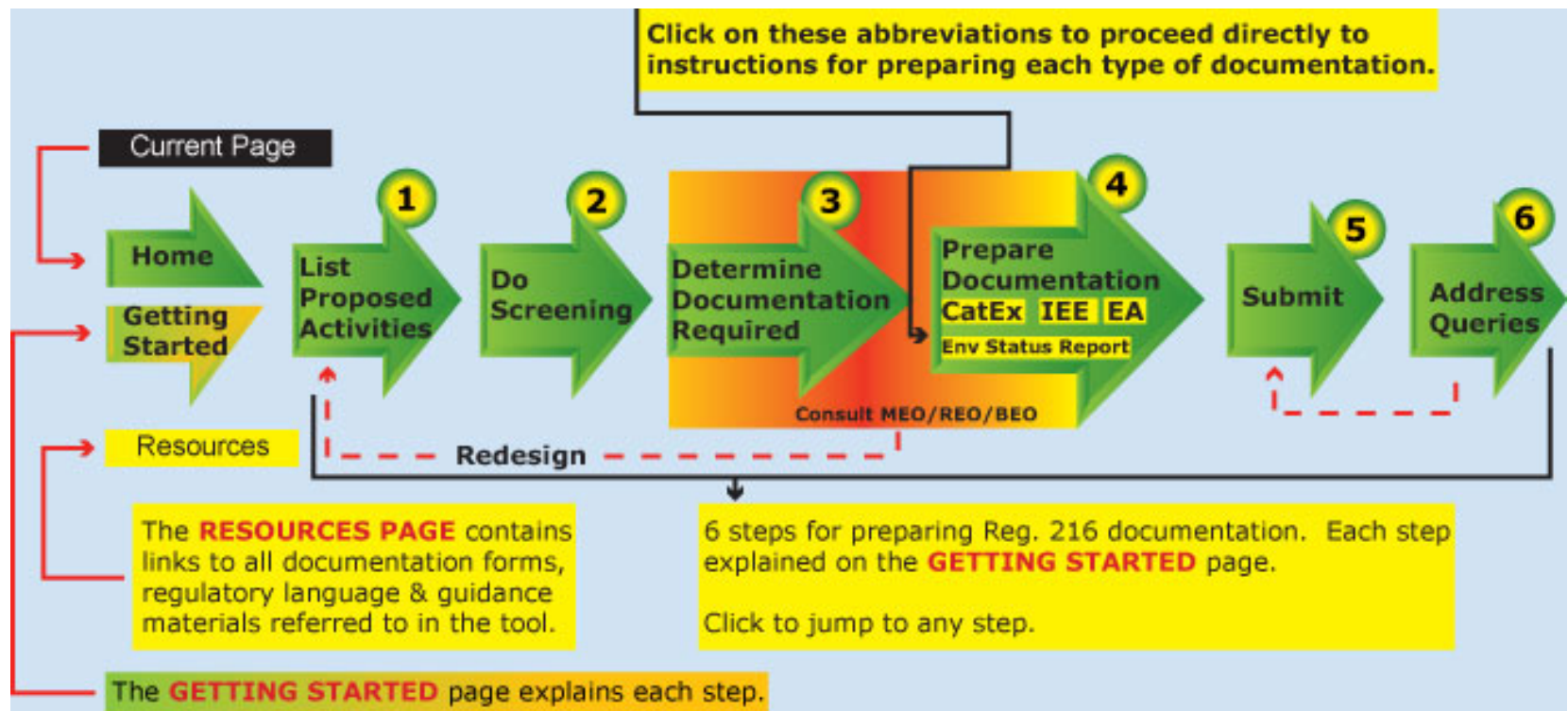
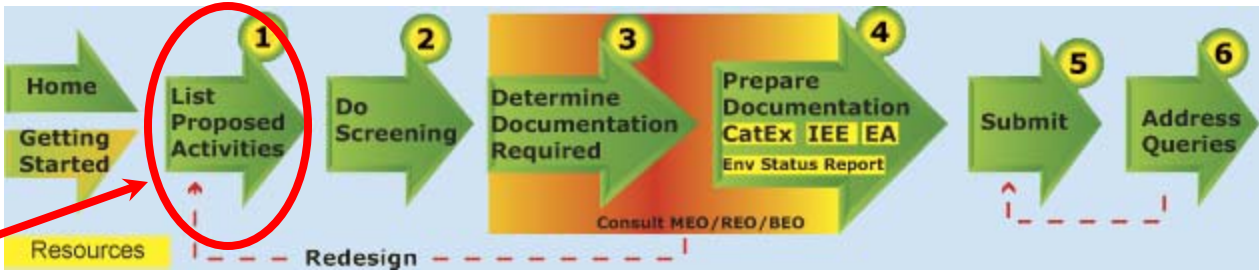


diagram functions as a navigation bar

Getting started with Screening. ..



1

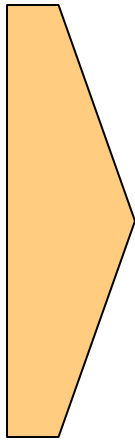
Click on “list proposed activities”

- ❖ The assistant defines the differences between “activities” and “actions”
- ❖ Provides a **summary table** to help you stay organized
 - *List each activity*
 - *Record screening results*

Activities (with optional notes about scale, location, etc.)	Screening Result	(If IEE is required) IEE Recommended Determination
An activity is a desired accomplishment or output E.g.: a road, seedling production, or river diversion to irrigate land. Accomplishing an activity requires a set of actions (For example, a access road rehabilitation involves survey, grading, culvert construction, compaction, etc. . .) List activities, NOT actions.	Possible results: * Categorical Exclusion, * IEE Required, * IEE Required and High Risk	Possible determinations: * Negative Determination * Neg Determination with Conditions * Positive Determination
1. Market access road rehabilitation (~100km in up to 10 locations)	IEE required	Negative Determination with Conditions
3.		
4.		

Review: what is an activity?

✓ **An activity is:**
a desired accomplishment or output
E.g.: a road, seedling production, or river diversion to irrigate land

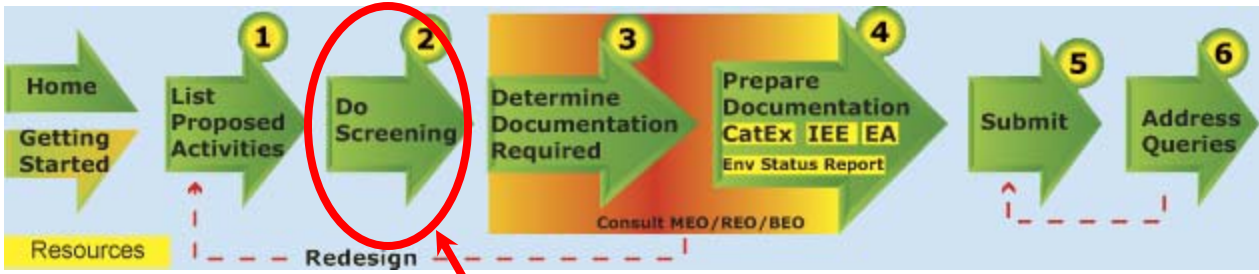


Accomplishing an activity requires a set of actions

ACTIVITY: market access road rehabilitation	ACTIONS: Survey, grading, culvert construction, compaction, etc. . .
---	--

! Screening is done at the activity level, NOT the action level. .

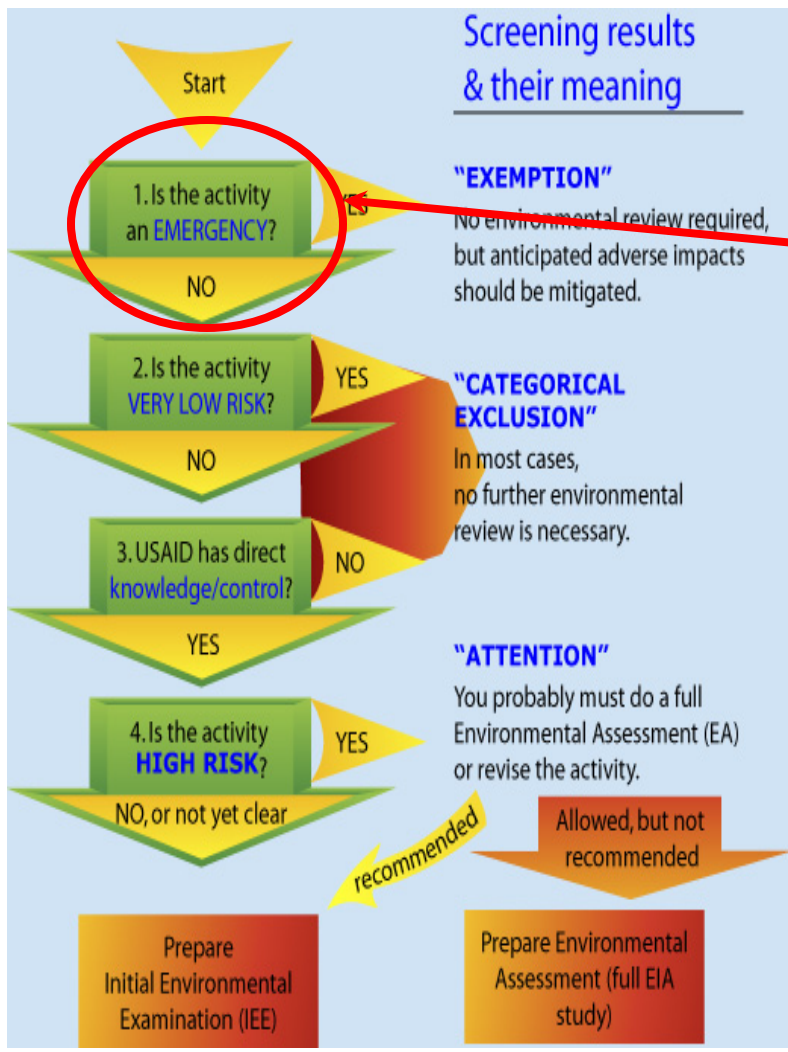
Next step: the screening decision tree



2 Click on “do screening”

The assistant shows the screening “decision tree”

Follow the screening decision tree



Click on any of the screening questions and get a pop-up summary definition

Another click gives you the detailed definition

Complete the decision tree for each activity listed. Enter the results in the summary table.



**REMEMBER, Reg. 216 defines
“Emergencies” (EXEMPTIONS)
and “Low Risk Activities”
(CATEGORICAL EXCLUSIONS)
very specifically.**

**YOUR ACTIVITY MUST SATISFY
THE REG. 216 DEFINITIONS, or
it is NOT an exemption/
categorical exclusion!**

Review: What documentation is required?

❖ The outcome of your screening process determines the documentation you must submit:

Overall screening results	Environmental documentation required
All activities are exempt	None*
All activities are categorically excluded	Categorical Exclusion request*
All activities require an IEE	IEE covering all activities*
Some activities are categorically excluded, some require an IEE	An IEE that*: <ul style="list-style-type: none"> covers activities for which an IEE is required AND Justifies the categorical exclusions

***plus a Compliance facesheet**

Review: Basic Reg. 216 compliance documents

1

Initial Environmental Examination

1. Goals and purpose of project; list of activities
2. Baseline information
3. Evaluation of potential environmental impacts
4. Recommended findings, mitigation & monitoring

The IEE is USAID's "preliminary assessment"

2

Categorical Exclusion Request


1. Goals and purpose of project: list activities
2. Justification for a Categorical Exclusion (must cite the appropriate section of Reg. 216.)

The categorical exclusion request is a simple document used when ALL activities are "low risk"

3

A "facesheet" form accompanies both the IEE & the CatEx Request

The EPTM



The IEE Assistant is based on the *Environmental Procedures Training Manual*

- Also provides step-by-step guidance & resources
- Available online at www.usaid.gov/our_work/environment/compliance/ane/eptm.htm